





Cultural tips for the successful grower Black Velvet Gooseberry

Black Velvet: is a cross between a European Red Champagne and the Warcesterberry. It is a vigorous upright productive shrub that bears heavy crops of sweet dark red to purple berries. The skin of this gooseberry is a bit “velvety”. The taste is like most other gooseberries sweet with a slight tartness and a very fruity flavor. These berries are used in jams, jellies and pies. Black Velvet is a hardy shrub, that is disease and mildew resistance making it very easy to grow. Zones 4-7



Site selection & planting: Black Velvet is easy to grow in moderately fertile well-drained soil in full sun. Water table should not be less than 3’ deep or raised beds may be needed. Get rid of weeds before planting. Dig a hole 1-2 inches deeper than the root and 12 inches wider. Put the plant in the hole and spread roots out. Fill the hole with soil and gentle firm the soil around the plant. Do not push the soil down too hard since this will compact the soil. Delay planting if the ground is very wet or frozen.

Variety	Zone	Season	Size	Classification	Exposure	Flavor	Spacing
Self Pollinating Gooseberry	 4-7	Early August 	Large 	Ribes Hirtellum	Full Sun 	fruity Sweet tart	4’ x 4’

Bradley Weeks
Executive Manager
bradw@weeksberry.com

Weeks Berry Nursery, Inc.
www.weeksberry.com
6494 Windsor Island RD N
Keizer Oregon 97303

John Weeks
President